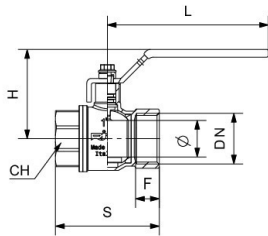




## RIV 4172

Ball valve F/F  
NPT threads  
full bore  
steel lever handle

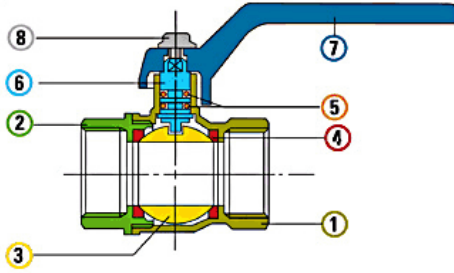
### Tech drawings and tables



DN	Code	Ø	H	S	L	F	PN	KG	P/box
1/2"	024172000004	14,5	47	48	80	13	40bar - 580psi	0,162	30
3/4"	024172000005	19	53	57	105	14	32bar - 465psi	0,270	10
1"	024172000007	24	58	69	105	16,5	32bar - 465psi	0,398	10
1"1/4	024172000008	30,5	69	79	120	18	25bar - 365psi	0,672	8
1"1/2	024172000009	37	81	89	135	19	25bar - 365psi	0,927	6
2"	024172000011	47	94	109	160	22,5	25bar - 365psi	1,432	4
3"	024172000014	75	142	147	265	25	16bar - 235psi	3,894	1
4"	024172000016	94	160	177	265	29	16bar - 235psi	6,335	1

## Technical data

Art. 4170



### Materials

1	Body	Brass	CW617N	Nickel-plated
2	Body end	Brass	CW617N	Nickel-plated
3	Ball	Brass	CW617N	Chrome-plated
4	Seats	P.T.F.E.		
5	O-Ring	NBR		
6	Stem	Brass	CW614N	
7	Lever	Aluminium		Red
8	Screw	Steel		Zinc-plated

### Connections

ISO 228/1, ANSI B1.20.1 (NPT)

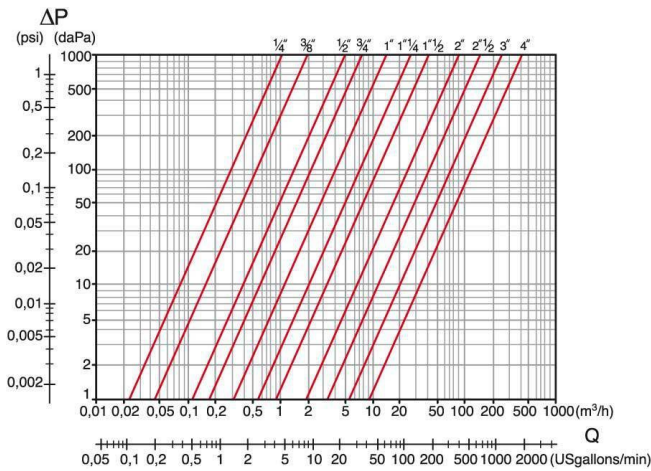
### Limit

-20°C (without liquid) +110°C

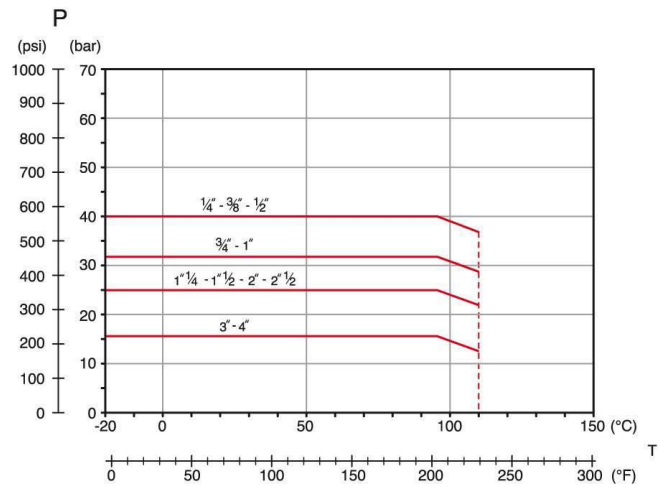
### Notes

The max.working pressure (PN) means at a room temperature of about 23°C.

## Pressure Loss Chart



## Temperature/Pressure



## Kv & Cv Coefficients

Size	Kv	Cv
1/4"	3,6	4,2
3/8"	6,6	76,0
1/2"	16,5	19,1
3/4"	25,0	29,0
1"	46,0	53,0
1 1/4"	87,0	101,0
1 1/2"	140,0	162,0
2"	275,0	318,0
2 1/2"	500,0	578,0
3"	850,0	983,0
4"	1350,0	1562,0